

## Maths:

- Count up to 5 objects and recognise numeral 1-5
- Talk about length and order lengths of objects
- Talk about height and order heights of objects
- Compare height and length

## Physical Development:




- To continue to use and have increased control when using a range of small tools e.g. scissors, paint brushes and cutlery.
  - To develop their fine motor skills by peeling their own fruit.
    - To pass and kick a large ball.

## Literacy:

- Make marks to represent the letters in their name
- Begin to write some of the letters in their name
- Make marks using different mark making tools

## Personal, Social and Emotional Development:

- To talk about their emotions. Understand their own feelings and those of others. • Give focused attention to what the teacher says, responding appropriately even when engaged in activity, and show an ability to follow instructions involving several ideas or actions. • To independently manage their own basic hygiene needs such as going to the toilet. • To dress independently such as coat, socks and shoes. • To work as a group and form positive attachments with peers/adults



# Dinosaurs

## Communication and language:

- Increase accuracy of pronouncing multi-syllabic words
- Beginning to understand why and how questions
- Uses language to share feelings, experiences and thoughts
- Say the names of different dinosaurs and talk about the similarities and differences

## Understanding the World:

- To identify obvious similarities and differences when exploring and observing dinosaurs. Children to sort dinosaurs into different categories. • To find out about dinosaurs from the past and present. How palaeontologists learn about them. Investigating fossils. To ask questions about dinosaurs in order to find information about them: e.g. carnivores and herbivores.

## Expressive Art and Design:

- To use imagination in art, design, music, role play and storytelling. • To express themselves through free paintings e.g. pictures of dinosaurs. • Explore 2D and 3D form to design and safely make their own dinosaurs e.g. junk model dinosaurs. • Compose music in response to a scene e.g. dinosaurs fleeing an eruption or a story using the percussion instruments. • Create a dinosaur dance in movement to music and to free music. • Learn some dinosaur songs and perform to peers.

## Enrichment Activities:

This term we will be having a visit from the some relative's of the dinosaurs.

Songs-

10 Little Dinosaurs Bouncing On The Bed  
5 Enormous Dinosaurs  
I saw a Dinosaur  
Dilly the Dinosaur Dinosaur Rap I'm a mighty Dinosaur

Miss Piper, Medhurst and Miss Murphy.

Adaptability

Communicator

Ethical

Thinker

Enquiry

Respectful

Resilience

Collaborator