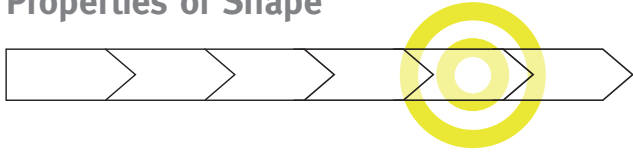
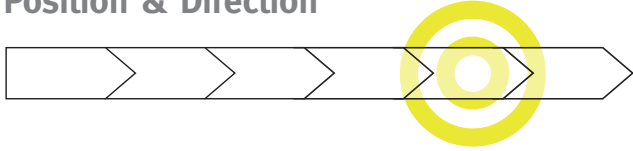


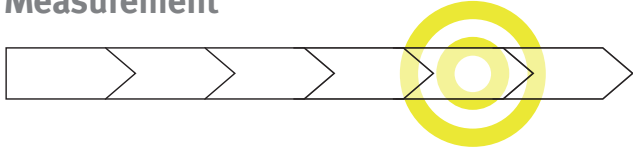
Properties of Shape



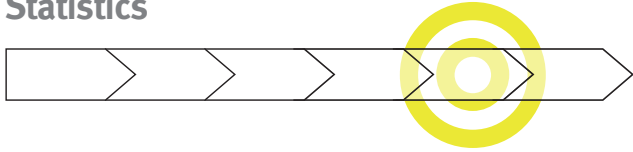
Position & Direction



Measurement



Statistics



Back blank
for sticking

Band 4 - Maths All Other

Properties of Shape, Position & Direction,
Measurement, Statistics



Name _____

Class _____

Properties of Shape

I can compare and classify geometric shapes, including quadrilaterals and triangles, based on their properties and sizes.



I can identify acute and obtuse angles. I can compare and order angles up to two right angles by size.



I can identify lines of symmetry in 2-D shapes presented in different orientations.



I can complete a simple symmetric figure with respect to a specific line of symmetry.



I can recognise where angles are greater than two right angles. I know the term straight angle refers to two right angles together.



I can use line symmetry with two lines of symmetry.



Position & Direction

I can plot positions on a 2-D grid as positive number coordinates.



I can describe movements between positions as translations of a given unit to the left/right and up/down.



I can plot points I am given and draw sides to complete a given polygon.



Measurement

I can convert different units of measurement e.g. I can convert kilometres into metres or hours into minutes.



I can measure and calculate the perimeter of a rectilinear figure (including squares) in centimetres and metres.



I can find the area of rectilinear shapes by counting squares.



I can estimate, compare and calculate different measures, including money in pounds and pence.



I can read, write and compare time between analogue and digital 12-hour and 24-hour clocks.



I can solve problems where I need to convert units of time, such as hours to minutes, minutes to seconds, years to months or weeks to days.



Statistics

I can interpret and present discrete and continuous data using appropriate graphical methods, including bar charts and time graphs.



I can solve comparison, sum and difference problems using information presented in bar charts, pictograms, tables and other graphs.

